



















Our Performance April 2020 to March 2021



 <p>Deliberate Secondary Fires 2812 Reduced by 14% (-467)</p>	 <p>Emergency Response Standards to Building Fires and RTC achieved</p>	 <p>19% (7) Reduction Number of Brigade Vehicle accidents</p>	 <p>Accidental Dwelling Fires 160 3% (+5) Increase</p>	 <p>Fire Fatalities: 1 75% (-3) Reduction Fire Injuries: 25 56% (+9) Increase</p>	 <p>Deliberate Primary Fires 389 12% (-55) Decrease</p>
 <p>Health & Safety Accident causing injury 7 Reduced by 56% (-9)</p>	 <p>Violence to Staff 52 Increased by 13% (+6)</p>	 <p>RIDDOR Reportable Accidents 6 (-5) 45% Reduction</p>	 <p>Staff Sickness All Staff 8.05 (average shifts lost per person) 14% (-1.31 shifts pp) Reduction</p>	 <p>Total Incidents Attended 7,781 10% (-852) Reduction</p>	 <p>Home Fire Safety Visits 15,556 completed including 2,585 Safe & Well Visits</p>
 <p>Non Domestic Unwanted Fire Signals 405 Reduced by 19% (-98)</p>	 <p>Road Traffic Collisions 239 Reduced by 26% (-85)</p>	 <p>Accidental Dwelling Fire Injuries 19 58% (+7) increase</p>	 <p>Total Calls Received by Fire Control 11,076 12% (-1,552) Reduction</p>	 <p>96% (382) of Operational Staff have completed Fitness Assessments of which 93% (355) passed at first attempt</p>	 <p>Fire Inspection Audits Completed 885 Reduction of 45% (-693)</p>